

POOLDO
CUSTOM POOL SOLUTION



MANUAL
POOL UNLOADING AND PLACING

1. CRANE WITH SUFFICIENT LOAD CAPACITY AND LENGTH OF THE ARM HAS TO BE ORGANIZED FOR UNLOADING AND PLACING THE POOL (IT IS RECOMMENDED TO MAKE SITE SURVEY BEFORE THE UNLOADING)

2. IT IS NECESSARY TO ENSURE ENOUGH SPACE FOR THE TRAILER WITH POOL AND FOR THE CRANE (THE UNLOADING USUALLY TAKES FROM 20- 60 MINUTES DEPENDING ON THE SIZE OF THE POOL)

3. CRANE DRIVER SHOULD HAVE LIFTING SLINGS WITH SUFFICIENT LOAD - 4 PIECES. LENGTH MIN 4 METERS.





EXAMPLE OF OUR DELIVERY

MANUAL POOL UNLOADING AND PLACING



POOL HOLDERS FOR LIFTING SLINGS



Our pools are equipped with special supporting ribs that serve to stacking - ribs other than those designated cannot be used for stacking. These ribs are always equipped with a so-called lifting tube with safety latches

MANUAL
POOL UNLOADING AND PLACING

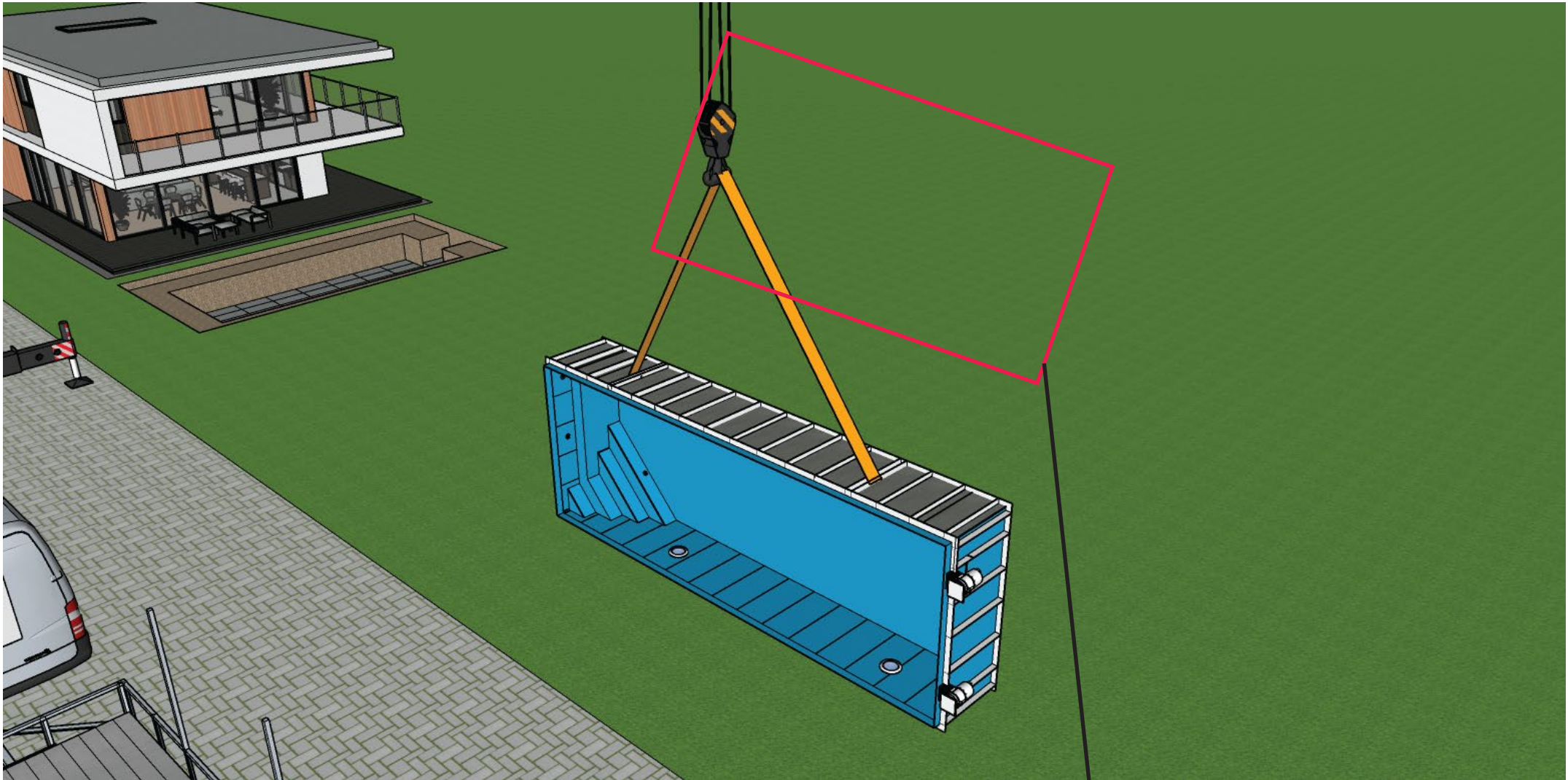
POOL UNLOADING



Well placed lifting sling. Please check the lashes and washers before lifting.

MANUAL POOL UNLOADING AND PLACING

POOL UNLOADING




Slowly and carefully lift the pool from the trailer - now it is necessary to move the pool to the flat place where it will be placed on the bottom and tied to 4 ties.

The place for tying the pool must be flat and free of sharp edged objects - stones, etc. Alternatively you can use extruded polystyrene for lining.

MANUAL POOL UNLOADING AND PLACING

POOL UNLOADING



NEVER STAND UNDER THE LIFTED POOL OR CLOSE TO IT!

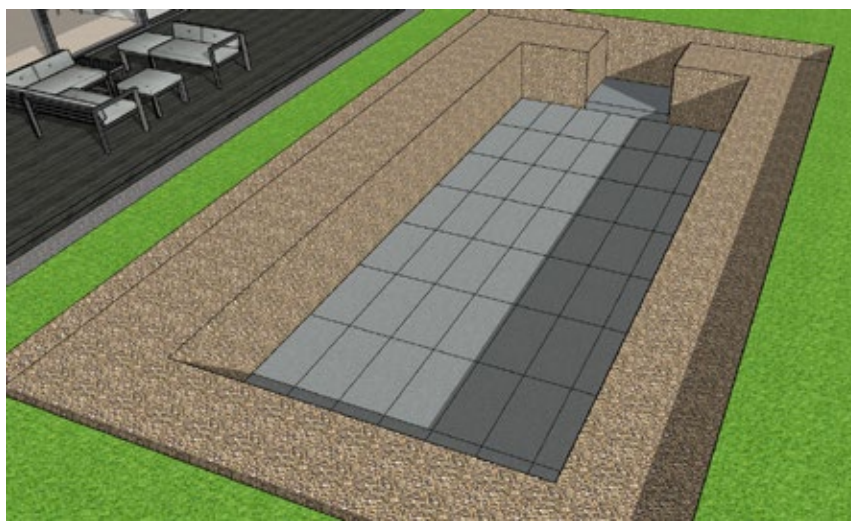
MANUAL **POOL UNLOADING AND PLACING**

POOL UNLOADING



It is recommended to use another strap so you are able to compensate sudden movements of the pool caused by wind.

MANUAL POOL UNLOADING AND PLACING



Place the XPS polystyrene on the concrete base. The polystyrene has to be under the entire surface of the pool bottom including ribs.

POOL UNLOADING

The pool is placed to the excavation by crane. The crane driver should have experience with pool placing. There are special ribs for tying the lifting slings. Never use the wooden frame, which is placed on the top, for unloading and lifting!



The pool must always be placed using a fully revised tools and lifting slings and stored according to regulations on handling heavy loads. Our company does not provide crane work. (*Unless stated otherwise.) The company providing the crane work is obliged to use properly revised and compliant facilities, lifting slings and engagements. For unloading and placing the pool there should be ready following equipment: lifting slings (each min 4 m long with load corresponding with the weight of the pool, 4 legs lifting metal chain sling with hooks).

